

INSTALL GUIDE

Mobile Viewer

May 10, 2013

Mobile Viewer Install Guide

iPhone

<http://www.apple.com/ios/add-to-home-screen/>

How to add a website icon to your Home screen:



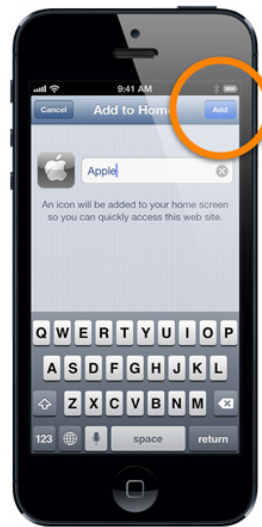
1

Tap the Share button at the bottom of the Safari screen for the website you're on.



2

Tap the icon labeled "Add to Home Screen."



3

Tap the Add button in the upper right corner.



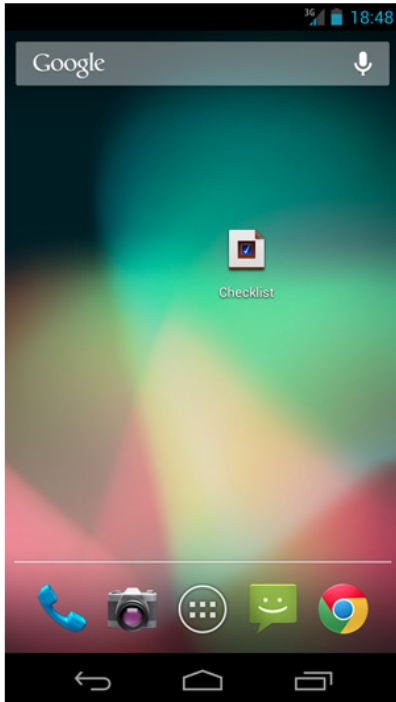
4

Launch the website from your Home screen by tapping its icon.

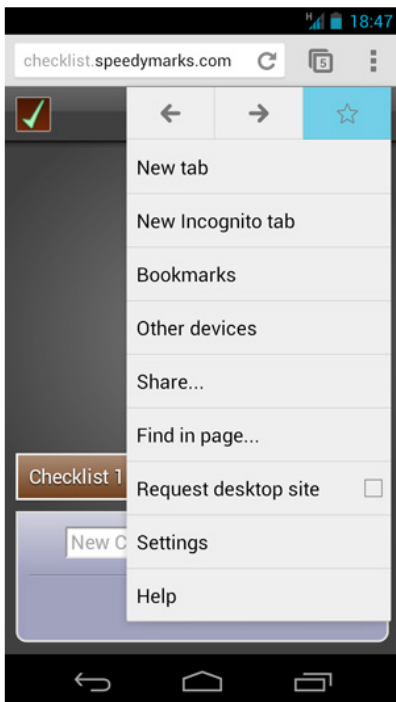
Mobile Viewer Install Guide

Android

<http://mobile-pixels.com/pin-webapp-website-android-homescreen/>

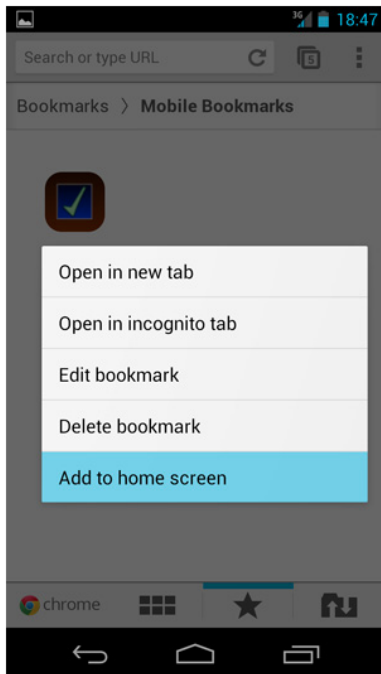


Start by opening your the page in your browser. We recommend using the default Android Browser, or Google Chrome if possible.



Hit the menu button, and add the page to your bookmarks. In Chrome, just tap on the star and follow the prompt.

Mobile Viewer Install Guide



Open your bookmarks using the menu button, and find the new bookmark you've just added. Press down and hold on the bookmark until you see an action menu. Select Add to homescreen.

That's all there is to it. The bookmark is pinned to the homescreen for quick access. Arrange it into the place of your liking.

Another Android Option

1. Navigate to the preferred webpage
2. Click the **Menu** button
3. Click **More**
4. Click **Add Shortcut to Home**